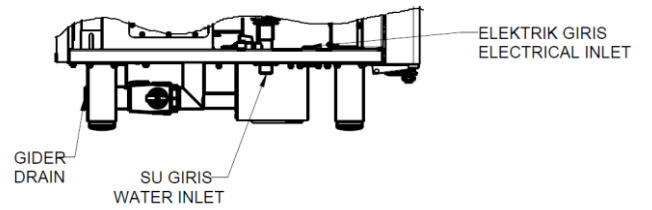
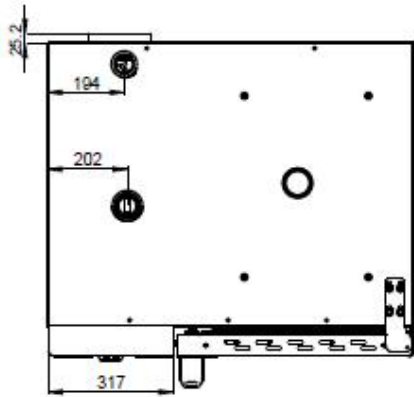
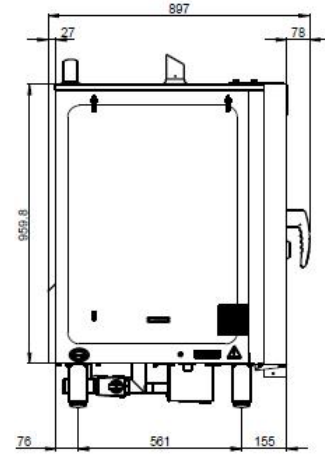
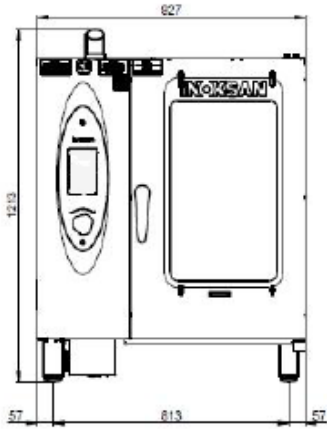


## FBE10T STEAM TOUCH PANEL ELECTRICAL COMBI OVEN



## GENERAL SPESIFICATION

- \* It is manufactured from AISI304 18/8 Cr-Ni stainlees steel sheet
- \* It has a touch panel on the oven
- \* Cooking temperature and time can be set manually on the touch control panel
- \* One touch control select five different cooking modes (turbo mode (30-300°C), steam mode (100°C), combi mode (30-300°C), adjustable steam mode (30-99°C), banquette mode (30-300°C))
- \* Steam/dry temperature adjustable boiler adjustment
- \* 60 piece recipe cooking quick recipe
- \* 60 piece recording recipes
- \* Favorite cooking recipe feature
- \* 4 different language options and melodic sound warning
- \* Steam cooking function (seperate cooking for each shelf)
- \* 6 phase steps during cooking
- \* Automatic preheating option
- \* Intelligent steam generator
- \* Steam generator and limit thermostat in cabin interior
- \* Automatic filling system and powerful steam generator
- \* 5 points measured (30-99°C) – meat probe
- \* Self Cooling
- \* Automatic washing system with 3 program (little, medium, intensive)
- \* Flexible hose to wash the cabin manually.
- \* Steam condenser system
- \* 2 step oven door lock system
- \* Double glass technology that prevents heat loss
- \* Open drainage (drainage with automatic open and close in models with washing feature)
- \* Interior cabin lighting
- \* Error alert system

## TECHNICAL SPESIFICATION

Steam Gas Power	17,5	kW
Fan Motor Power	0,85	kW
Electrical Inlet	400 V AC 3N+PE	V
Frequency	50-60	Hz
Max. Electrical Power	17,5+1	kW
Cooking Capacity	GN 1/1*10	piece
Capacity	10 GN 1/1	
Distance Of Shelves	65	mm
Water Pressure	2-4	bar
Water Inlet	¾	INC
Diemensions	925x793x1190	WxDxH
Cooking Chamber Volumes	0,22	m³
Net Weight	187	KG
Gross Weight	211	KG